



## TECHNICAL INFORMATION

7878 Brighton Road,  
Brighton, MI 48116



P: (810) 299-4130  
E: [bcpa@brightonk12.com](mailto:bcpa@brightonk12.com)



125 South Church Street  
Brighton, MI 48116

[www.bcpashows.com](http://www.bcpashows.com)

# INDEX

Contact Information .....	2
Seating Configuration.....	3-5
Accessibility.....	5
Ticketing.....	5
Loading Area .....	5
Stage Labor and Special Effects.....	5
Stage Technical Information and Dimensions .....	6
Stage Curtains .....	6
Fly System .....	7
Stage Electric Access .....	7
Lighting System and Controls.....	7
House Lighting Board.....	7
On-Stage Overhead Lighting.....	7
Box Booms .....	7
Catwalk Positions .....	8
Follow Spotlights .....	8
Lighting & Controls - Additional Inventory.....	8
Audio System and Controls .....	8
Audio - Additional Inventory .....	9
Audio Snakes .....	9
Complex Room Information, On-and Off-Stage....	9
Additional Equipment and Supplies.....	10
Floor Plan.....	11

## CONTACT INFORMATION

Kim Sergent, Theater Director  
sergentk@brightonk12.com

Erica Englund, Marketing & Programming  
englunde@brightonk12.com

**ADMINISTRATIVE & TICKETING OFFICE:**  
125 S. Church Street, Brighton, MI 48116

**THEATER:**  
7878 Brighton Road, Brighton, MI 48116

[www.bcpashows.com](http://www.bcpashows.com)

## SEATING CONFIGURATION

- Total capacity 899
- Main floor 662
- Balcony 237
- Wheelchair 25 (part of the 899 total)

## ACCESSIBILITY

- Elevator to the balcony level is located near the lobby doors
- Brighton Center is completely wheelchair accessible, including cut down curbs

## TICKETING

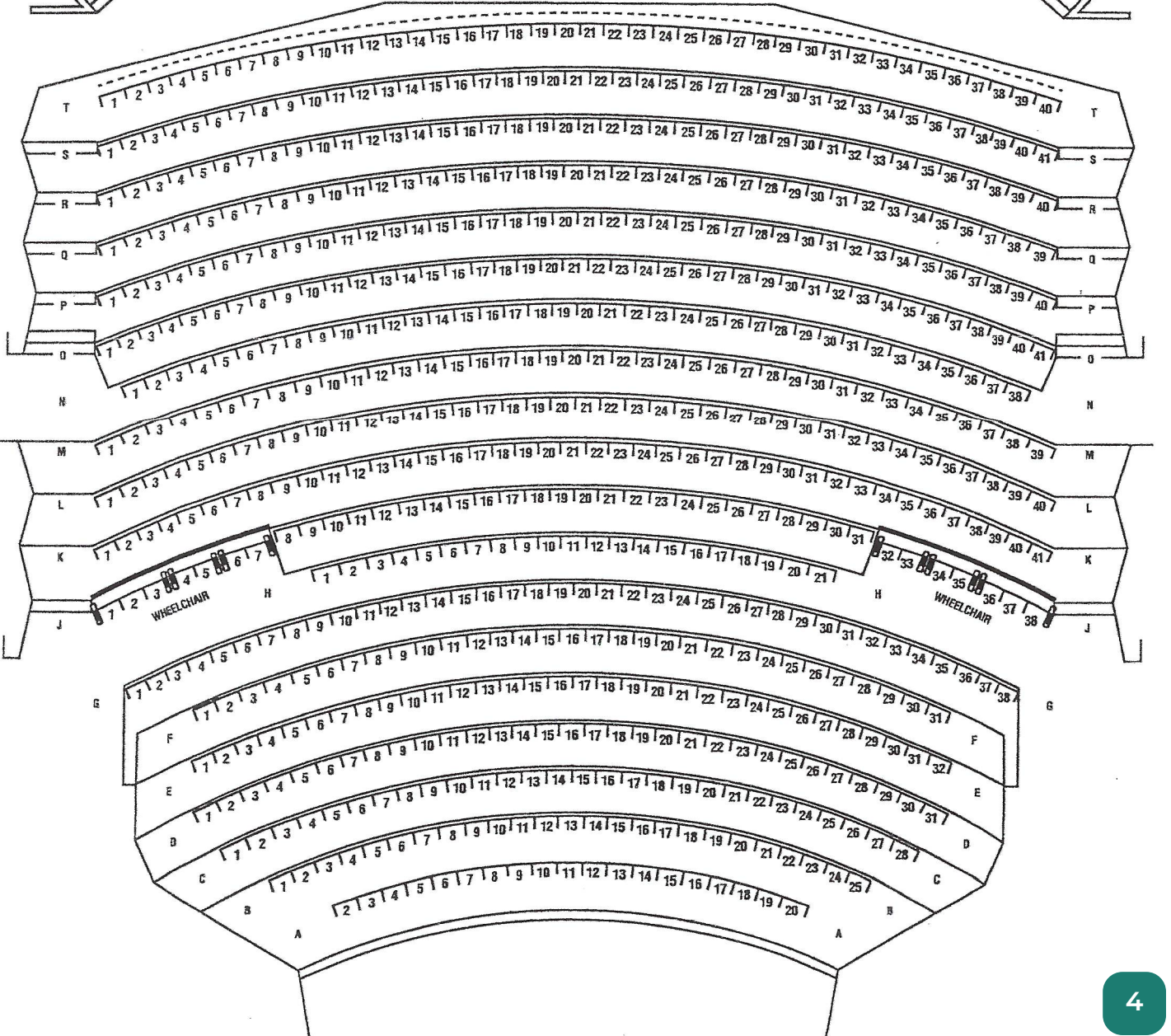

- Through Arts People
- A ticket booth is available at the BCPA for ticket sales (only open one hour before curtain call)
- A ticket agent can be arranged for an hourly fee
- Tickets are also sold at the administrative offices Monday–Thursday 8:00am–4:00pm

## LOADING AREAS



- Stage pedestrian door and ground level loading doors (door 60) are located at the northwest corner of the building
- The loading area can accommodate two 53' semi-trucks or road coaches side-by-side
  - 120V power is available to the truck parking area
- The loading door is located approximately 51 feet from the stage left surface in a direct line
  - Outer and inner loading doors are a minimum of 11'8" wide and 11'10" high
- The lobby is accessible by pedestrian doors that are approximately 25 feet from the front parking area.
- Ample patron parking is available in several fully lighted lots
- One 3'x5' flat cart and several furniture moving carts are usually available

## STAGE LABOR AND SPECIAL EFFECTS

- The Brighton Center is not a union-operated venue.
- However, house labor for several departments is required for all rentals for the safety of cast and crew and the facilities. The Theater Director will arrange for house crew at need. The standard house crew is one audio technician, one lighting technician and the house Technical Director.
- All crew calls and building access are made by the Theater Director
- The use of pyrotechnic devices requires on-site inspection by the local Fire Marshall and must be arranged well in advance of the event.
- Special effects such as dry ice and wet ice fog, haze, smoke, lasers and other such devices may be permitted but the equipment and specific use in each event must be discussed in detail well in advance of the event and approved by the Theater Director. The safety of all people and the protection of all theater locations is our continual and working goal.




# STAGE



Row H and Row CC (balcony) are reserved for patrons that have difficulty maneuvering stairs, if you need a removable seat to accommodate a wheelchair, please choose the handicapped seats in Row J.

Row J has removable seats and is reserved for patrons with a wheelchair and one companion, if you do not need a wheelchair seat but have difficulty maneuvering stairs, please choose Row H or Row CC (balcony).



## STAGE TECHNICAL INFORMATION AND DIMENSIONS

- Proscenium with moveable orchestra pit
  - Proscenium opening is 22' high x 54'8" wide
- House curtain to back wall 37'
  - An inset area is upstage of the back wall and it measures 10'x48'
- House curtain to farthest upstage batten 35'
- House curtain to lip center line 18'8"
- Distance from right proscenium edge to offstage wall 18'6"
- Distance from left proscenium edge to offstage wall 15'3"
- Height of stage to main seating floor 3'6"
  - Two permanent staircases allow easy access from the stage level to house seats
- Distance from stage lip to balcony edge at center line ~54'
- Distance from proscenium to box boom (shortest distance) 35'
- Distance from stage lip to back wall, main floor ~67'
- Distance from stage lip to FOH technical position ~25'
- Distance from stage floor to grid 59'
- Stage floor is constructed of Masonite over pine and is painted black
  - Off stage areas are Masonite and painted dark gray
  - No dance flooring is available but it may be possible to rent it locally
- Orchestra pit is approximately 12'x59' (max) and can seat about 30 orchestra members (max)
  - The pit floor can be lowered to two positions, one that is 44" and one that is 8'6" down from the stage level. Both have access to DMX and Edison outlets.
- A limited number of hearing impaired devices are available
- Accommodations for side-stage signers for hearing impaired guests may be made

## STAGE CURTAINS

(SPECIFIC LOCATIONS ARE INDICATED ON THE LINESSET SCHEDULE)



- All house curtains are manually operated from the SR counter-balanced arbors, stage level
- House main curtain (deep red) is both guillotine and center opening
- Fire curtain
- All house curtains are flat black velour, some with traveler trim adjustments
  - Six pairs of legs that are 13 feet wide at their maximum trim position
  - Three full stage curtains on travelers
  - One white cyclorama (non-moveable)
  - One black scrim (may be moved)
  - Border curtains downstage of each electric
  - SR ad SL full side tabs on travelers

## FLY SYSTEM

- Grid height above the stage 59'
- Batten highest draw is 58'6"
- Battens are 1 1/2" OD pipe and are 58' long
- 37 operational battens (see the Lineset Schedule for specific positions)
- Two arbor loading galleries are located at 25 and 51 feet above the stage surface
- Arbor capacity: 2,500 pounds (tentative)
- Access to the grid is via a circular stair at SR from the second loading gallery
- Pin rail and electric positions at the loading gallery, SR and SL
- Four rear D-ring safety harnesses are available
- Three permanent electricians operated manually

## STAGE ELECTRIC ACCESS

- 3-phase tap in (cam locks only)
- One at stage level, SL at the inner loading door. 200 amps, 60 hz and 220 V
- A 220 volt circuit is available SL at the stage (cast) door

## LIGHTING SYSTEM AND CONTROLS

### HOUSE LIGHTING BOARD:

#### MARTIN MAC M1

- Located in the production booth.
- Can be moved to FOH if requested in advance
- Dimmer per circuit control using ETC Unison Echo dimmer panels Unison Paradigm LightDesigner software.
  - 4 universes are available
- DMX in and out available at a number of locations on stage, off stage, orchestra pit,
- FOH catwalks and grid

## ON STAGE OVERHEAD LIGHTING

### (SEE HOUSE LIGHTING HANG PLOT)

- 29 Chroma Q Color Force 12
- 10 Martin Mac Auras
- 10 Martin Mac Entours
- High Sides (torms): 12 ETC Source 4 Lustre + 4 Martin Mac 101

## BOX BOOMS

- 16 Source 4 19 degree Ellipsoidals
- One each SR and SL at the upper access runway, each with 6 stage pin circuits
- and one DMX port (dimmer packs for these fixtures are installed)
- Additional hang pipe SR and SL at the lower access runway with 6 stage pin connections and one DMX (no fixtures are installed for the house hang)

## CATWALK POSITIONS

- 1st Catwalk
  - Projection screen (SIZE XXXXXXXXX) control located center, DS
- 2nd Catwalk
- 3rd Catwalk
  - 7 ETC Source 4 19 degree ellipsoidals
- No lighting circuits are available at the balcony rail

## FOLLOW SPOTLIGHTS

- Two Lycian Zot 12 located at far left and far right balcony positions
- Two Lycian SuperArc 400 (model 1267) on rolling tripods that can be rented (advanced notice is required)

## LIGHTING & CONTROLS - ADDITIONAL INVENTORY

- 6 Par 54 cans with Edison ends
- 7 Colortran 6" fresnels (750 watt)
- 5 Colortran 8" fresnels (1000 watt)
- 6 Chroma Q Color Force 12
- 1 Colortran ellipsoidal 19 degree
- A number of 2-fers
- 10 through 50 foot 3-pin stage cables
- Several Edison to 3-pin stage turn arounds
- A number of lengths of DMX (5-pin) cables
- A limited number of gel frames of various sizes plus a number of size A and size B gobo pattern frames
- Several top hats
- Six 15' booms on heavy bases

The grid is equipped with 2 DMX positions (universes 1 and 2) plus Edison outlets

## AUDIO SYSTEM AND CONTROLS

- House Console: Soundcraft Vi1
- JBL Vertech stereo array FOH
- 2 Danley subwoofers
- 4 JBL PRX400 monitors
- 4 JBL SRX812P monitors
- 5 wired (only one extra belt-pack) and 4 wireless Eartec clearcom communication system
  - Permanent clearcom positions at the lighting and audio consoles, SR, SL and FOH
- House real time camera system with video monitors in dressing rooms, in the lobby and in the drama room

## AUDIO - ADDITIONAL INVENTORY

- A number of lengths of cable with XLR ends ( 6' – 100')
- Many different microphone stands, some with adjustable booms
- An extensive microphone inventory is available. Contact us for microphone needs.
- Shure ULX1-J1 Packs
- Shure SLX1 headpiece microphones with earband
- 2 Pro Co DB-1 direct boxes
- 3 Pro Co (TradeTools) CB1 direct boxes
- 1 Rapco CD-100 direct box
- RCA to 1/8" headphone jack connectors
- Dual and single XLR to 1/8" headphone jack connectors

## AUDIO SNAKES

- 2 Whirlwind Mini 6 channel
- 1 Whirlwind 24 channel
- 1 Roadmaster 16 channel
- CD player: Denon DN-500C
- DVD player: Oppo BDP-103D

## COMPLEX ROOM INFORMATION, ON AND OFF STAGE

- Dressing Rooms
  - Hair and makeup room with 12 stations having mirrors, lights and personal storage shelves plus several 6 foot, round work tables
  - 1 "female" room with 10 lockers, 3 toilet stalls and shower
  - 1 "male" room with 10 lockers, 2 stalls and shower
- Drama Room with several tables and chairs
- Small Hospitality Room
- Cafeteria (a separate reservation is required)
- Ticket Booth, locking
- Scenic Shop
  - 14' feet high and about 17' wide by 37' 4' long work and storage space between the outer and inner rolling doors
  - 12V Power outlets, deep sink, rolling work bench

*Note that renters are required to supply their own tools and all props, scenic materials, lighting gels, gaffer tape, spike tape and supplies. We can supply tapes of various kinds at cost. Contact the Technical Director with needs.*

The use of BCPA tools is not usually permitted for any builds or repairs, including events for other schools.

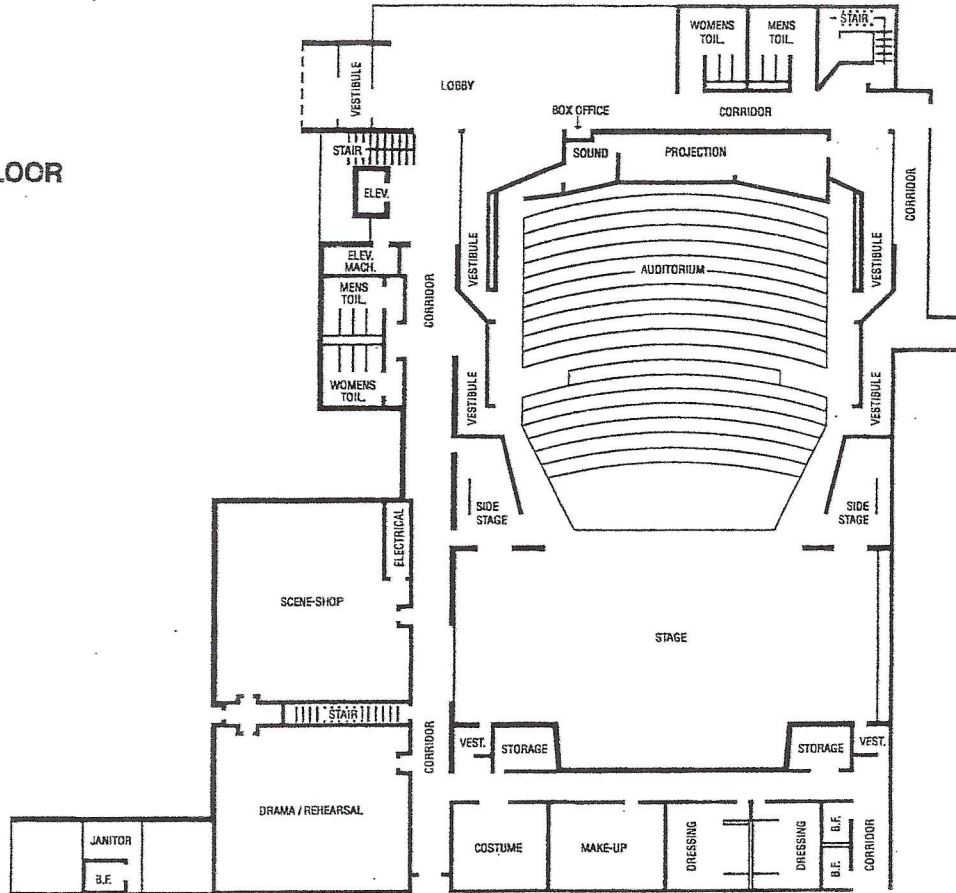
Donations of tools, hardware, and supplies is strongly encouraged and appreciated to replace those items that are used by other-than BCPA staff. Reciprocal use arrangements may be possible.

## ADDITIONAL EQUIPMENT AND SUPPLIES

(the use of some items below incurs a charge)

- Stage manager station (SR) with 3-color cue light controller (SL and SR) and HDMI input for a computer connection to the onstage monitors . Wired clearcom.
  - Assistant Stage Manager station (SL) with wired clearcom and an overhead tv monitor
- Steinway 9' grand piano and bench (rental and tuning fees are required)
- NEC NP-PH1000U projector (11,000 lumens) mounted permanently in the production booth. It can be used with a user-supplied computer in the booth or onstage
  - Projects cleanly to either onstage screen
  - Less effective when projecting onto an upstage cyclorama due to the added throw length and angle.
- ~60 music stands, adjustable height
- 16 Crowd control stanchions, most having felt ropes or nylon bands
- Conductor podia (2) with safety bar
- Speaker podia (3 available) with microphone
- Diffusion DF-50 USR hazer on a dimmer (rental fee is required). We have fluid for it.
- Portable Risers, grey carpet, 4 heights and all are 4'x'8' with Velcro safety ties
  - 5 at 8" and 6 each at 15", 24" and 32"
  - Black skirts are available for most units
- Full width orchestra shell with several possible configurations. It can be installed at almost any upstage-downstage position (rental fee is required)
- 6 Choir risers, approx. full width of the orchestra shell and three levels (rental fee is required).
- Black chairs, orchestra style, ~100
- 12 tables, wood grain, 4x8"
- 2 wooden stools
- A number of sand bags
- Several A-frame Ladders, 6' to 14'
- Six 6'6" wide costume racks with 4 bars each
- A number of pieces of safety carpet

FIRST FLOOR



SECOND FLOOR

